

Number Wall

Braille

Level

Players

Duration

Tags

Skills

More activities

1

2

10
min

Numbers
Classification
Socialisation
Spatial concepts

Recognise odd and even numbers
Collect and organise information
Develop bilateral hand use
Accept turn taking


Battle of Numbers
Odd or Even?
The Secret Code

Break that wall! But only remove one type of bricks.

We don't want odd numbers in this wall. How many can you remove, leaving all the even numbers?

Goals

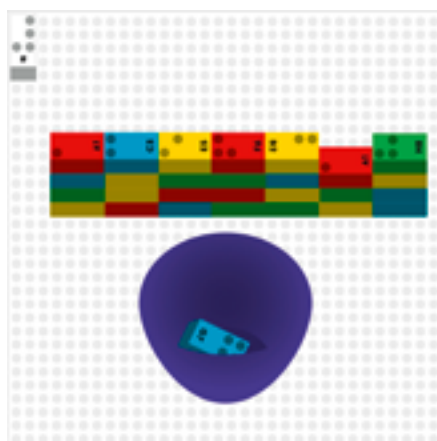
To classify numbers by category: odd or even.
To understand and follow rules.



The adult prepares

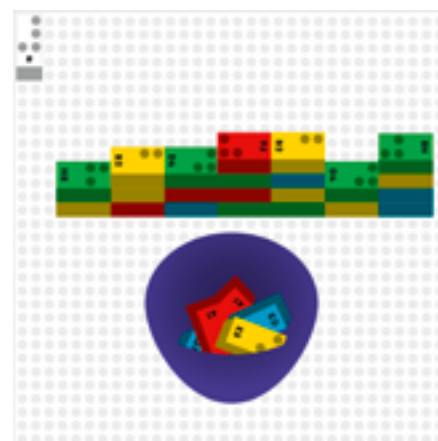
- 1 number-sign brick
- 20 number bricks
- 1 baseplate
- 1 bowl

Build a 4-storey wall made out of 20 number-bricks on the baseplate.



The children play

- 1 Tell **player 1** to find an odd number at the top of the wall and to remove it.



- 2 **Player 2** takes their turn.

Both players continue to play until there are no more odd number bricks along the top of the wall.

Facilitation tips

- Ask the children to help you find different criteria for choosing the bricks to remove: only bricks with 2 studs, only even numbers, multiples of 2 or 3, etc.
- Add other bricks to the wall, for example letters or symbols.