

Number Crescendo

Braille

Level

Players

Duration

Tags

Skills

More activities

3

1

15
min

Comparing
Fine motor skills
Numeracy
Place Value

Compare and order numbers
Recognise place value
Collect and organise
information
Develop bilateral hand use




Upside Down
Numbers
The Secret Code
The Number
Machine

The big numbers on the baseplate are all mixed up! Can you put them in order?

Sort the 3-digit numbers from the lowest to the highest.
Like a crescendo of numbers, with the lowest on the left, the highest on the right.

Goals

To compare and sort 3-digit numbers.
To develop a strategy by manipulating and organising the bricks.



The adult prepares

- 1 baseplate with the number-sign brick in the top left corner
- all the number-bricks

Write four 3-digit numbers on the baseplate.

The children play

- 1 The child reads all of the 3-digit numbers on the baseplate.

They move each number to the bottom of the baseplate...

- 2 ... from the lowest number to the highest, from left to right.

Facilitation tips

- It can be helpful for the child to refer back to the original four numbers – prepare two identical baseplates at the start: the child can rearrange one while referring back to the other.
- Change or mix the number of digits.
- Use four individual small baseplates (one for each number) for ease in manipulating.