

Keeping the Cows

Braille

Level

1

Players

1

Duration

15
min

Tags

Creativity
Fine motor skills
Numeracy
Strategy

Skills

Recognise and use geometric concepts
Develop strategies to succeed
Design with bricks
Develop tactile exploration

More activities



Perfect Ten
Number Wall
The Magic Rectangle

Keep the cows in the paddock.

Build a fence around the cows. Make the paddock as small as possible, but keep the cows inside!

Goals

To understand the concept of surrounding
To develop strategies to use as few bricks as possible




The adult prepares

- 1 baseplate
- 3 letter C bricks in a bowl
- all the other bricks

The children play

- 1 The child takes the 3 letter C bricks from the bowl and places them in the centre of the baseplate: they are the cows.
- 2 They build the smallest rectangular fence possible...



- 3 ... to completely surround the cows.

Facilitation tips

- Use a pre-determined amount of bricks for building the fence.
- Add mandatory rules eg. the cows cannot touch the fence; the cows cannot touch each other.
- Encourage dialogue: What would happen if the gate was left open? What else could the bricks represent (eg. Other animals, vehicles, people etc.)?
- Peer play: One player places the cows, the other builds the fence.