

# Hula Hoops Words

Braille

Level

2

Players

4+

Duration

30  
min

Tags

Literacy  
Socialisation  
Spelling  
Writing

Skills

Participate with others  
Develop gross motor skills  
Read and write words  
Identify the 6 dots in  
a braille cell

More activities

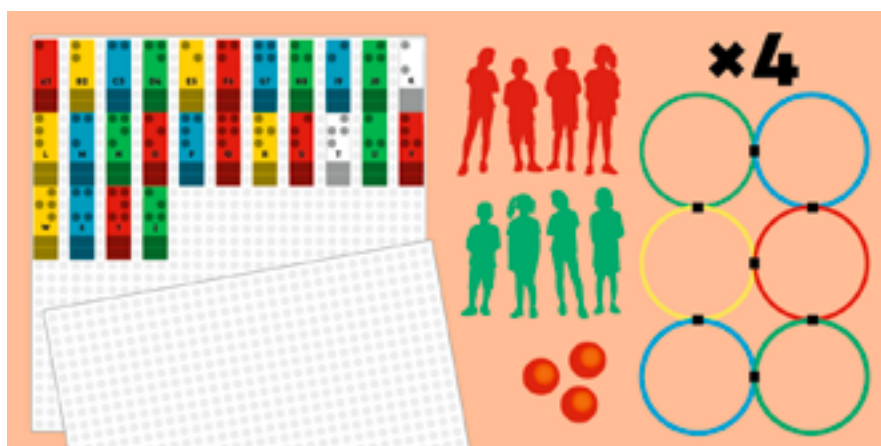
Make a Masterpiece  
Snowman  
Words and Space

## Ready for some group writing?

How many children do you need to write a 4-letter word in braille?  
This is a great physical game for a large group.

### Goals

Write and read words reproduced in giant hula hoop braille cells.

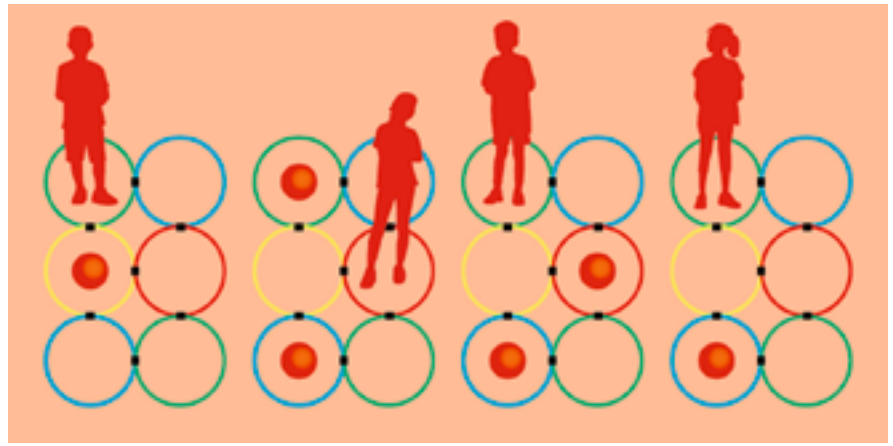


### The adult prepares

- 1 baseplate
- 1 alphabet baseplate
- 24 hula hoops
- a few balls or objects

Arrange the 24 hoops like 4 braille cells on the floor.


Divide the group into 2 teams.



### The children play

**1** Ask team 1 to think of a four letter word.

**2** Have them physically write the word by placing themselves in the braille cell hula hoops to represent each letter.  
Use balls to mark more hoops if necessary.



**3** Team 2 reads the jumbo secret word and writes it on the baseplate with braille bricks.

The teams compare the word on the baseplate with the hula hoop word to see if team 2 got it right.

### Facilitation tips

- Before the game, familiarise players with the concept of the hula hoop braille cell: get them to walk in the hula hoop braille cell, say the dot numbers aloud and position themselves to represent a specific letter.
- Encourage the children to use team strategies to make it easier to place themselves in the braille cell.
- Make the game simpler: the players only have to form one letter at a time in one hula hoop braille cell.