

The Sandwich

Basic
braille

Level Players Duration

2

1+

10
min

Tags

Letters
Imagination
Bi-Manual

Skills

Name, read, write letters
Understand alphabetical order
Retell or create simple stories
Develop tactile discrimination

More activities


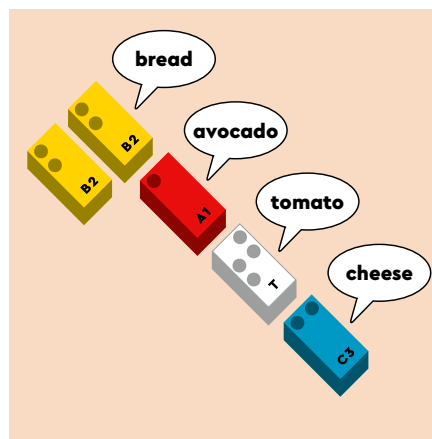

Let's Play Category
Market Shopping
Guess the First Letter

What's your favourite sandwich? Choose the first letters of your ingredients and make your own delicious sandwich!

What kind of sandwich do you want? With or without mayonnaise? Tomato or peanut butter? Choose your favourite ingredients and make a giant - extra tasty - sandwich!

Goals

By «making» a sandwich, children turn an everyday activity into a game to learn letters and build vocabulary.



The adult prepares

- 1 alphabet baseplate

All the letters are sorted alphabetically, with stacks of 2 bricks so that children and adults can quickly get to the right letter.

The children play

- 1 The child thinks of the ingredients they want to put in their sandwich. They search the alphabet baseplate for the first letters of each ingredient...

- 2 ... and assemble the ingredients on top of each other to make a big, tasty sandwich!

Facilitation tips

Encourage the students to use their imaginations:

- What sandwich would you order in a snackbar that only serves desserts?
- Who's your favourite celebrity? Make a sandwich for them.
- Make the most disgusting sandwich ever!