

Separate the Bricks

Pre-braille

Level Players Duration

1

1

5
min

Tags

Bi-manual
Fine motor skills
Spatial concepts
Tactile exploration

Skills

Develop grasp and release
Develop hand and finger strength
Develop bilateral hand use
Comply with simple directions

More activities

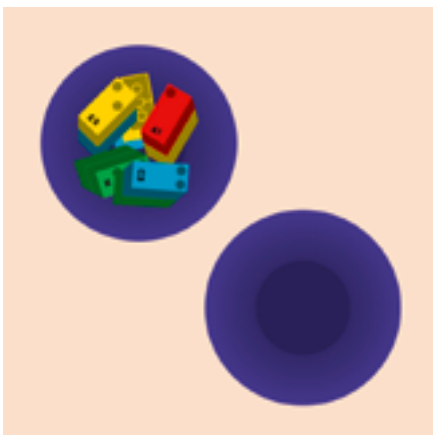
Remove Bricks
Save the Turtles
Prints in playdough

Pull hard and detach them all.

The bricks are firmly attached to each other. But they must be separated. Who will be the strongest? You or the bricks?

Goals

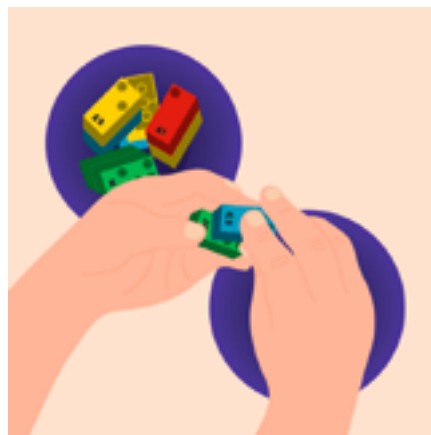
To develop ambidextrous fine motor skills with simple handling exercise.
To understand how to separate the bricks and how they connect.



The adult prepares


- 10 random bricks
- 2 bowls

Assemble 5 piles of 2 bricks and place them in one bowl.



The children play

- 1 Tell the child to take a pair of bricks, pull them apart...



- 2 ... and place the 2 loose bricks in a bowl.

Facilitation tips

- If the child is struggling, place their hands on yours while you separate 2 bricks, to feel your movements.
- Suggest to create a story to make this activity more fun.
- Increase the number of connected bricks: more pairs or more than 2 bricks in the same pile.
- Utilise only one bowl: the child will have to search in one bowl for pairs among individual bricks.